

CARB SPECIALTY ADAPTERS

FUEL SYSTEM COMPONENTS

DIRECT TO CARBURETOR & FUEL PUMP HOSE ENDS



90° PART NO.	USE HOSE SIZE	USE HOSE SIZE	COMMON USAGE
849091ERL	12mm x 1.25	6	Dellorto, Solex, Mikuni
849092ERL	12mm x 1.50	6	Weber
849093ERL	7/8-20	6	Holley/Reman Large Inlet

SINGLE & DOUBLE BANJO HOSE ENDS



DOUBLE BANJO HOSE END
8079_ _ERL



SINGLE BANJO HOSE END
8076_ _ERL

Perfect for upgrading carburetion fuel systems. Includes banjo bolt and seals. For use with Perform-O-Flex™, Pro-Lite 350™ & Auto-Flex™ braided hose.

See chart

DOUBLE BANJO HOSE END (-6 HOSE SIZE)





PART NO.	DESCRIPTION	APPLICATION
807991ERL	12mm x1.25	Dellorto, Solex, Mikuni
807992ERL	12mm x1.5	Weber
807994ERL	9/16-24	Small Inlet Holley
807995ERL	1/2-20	Fuel Pump

SINGLE BANJO HOSE END (-6 HOSE SIZE)

807691ERL	12mm x1.25	Dellorto, Solex, Mikuni
807692ERL	12mm x1.5	Weber
807694ERL	9/16-24	Small Inlet Holley
807695ERL	1/2-20	Fuel Pump

NOTE: Swivel-seal™ hose ends may be used with Perform-O-Flex™, Pro-Lite 350™ & Auto-Flex™ hose.

REPLACEMENT BANJO BOLTS

REPLACEMENT BOLTS	DESCRIPTION	FOR PART NO.
	12mm x1.25	807991ERL, 807691ERL
	12mm x1.5	807992ERL, 807692ERL
	9/16-24	807994ERL, 807694ERL
	1/2-20	807995ERL, 807695ERL